



School District of Spring Valley

Community Survey Report

November 14, 2022

Contents



Background Info



**Survey/Respondent
Information**



Results & Analysis



Wrap-up/Questions





Our mission is to help educational leaders gather, organize, and use data to make strategic decisions.

- Founded in **2002** to provide independent research
- Conducted over **10,000** staff, parent, and student, and community surveys for school improvement
- Helped more than **900** districts navigate the strategic planning and referendum planning process

Spring Valley Community Survey Process



Households within the District were mailed a paper survey.
Respondents could:

1) Fill out the paper survey and return directly to School Perceptions

or

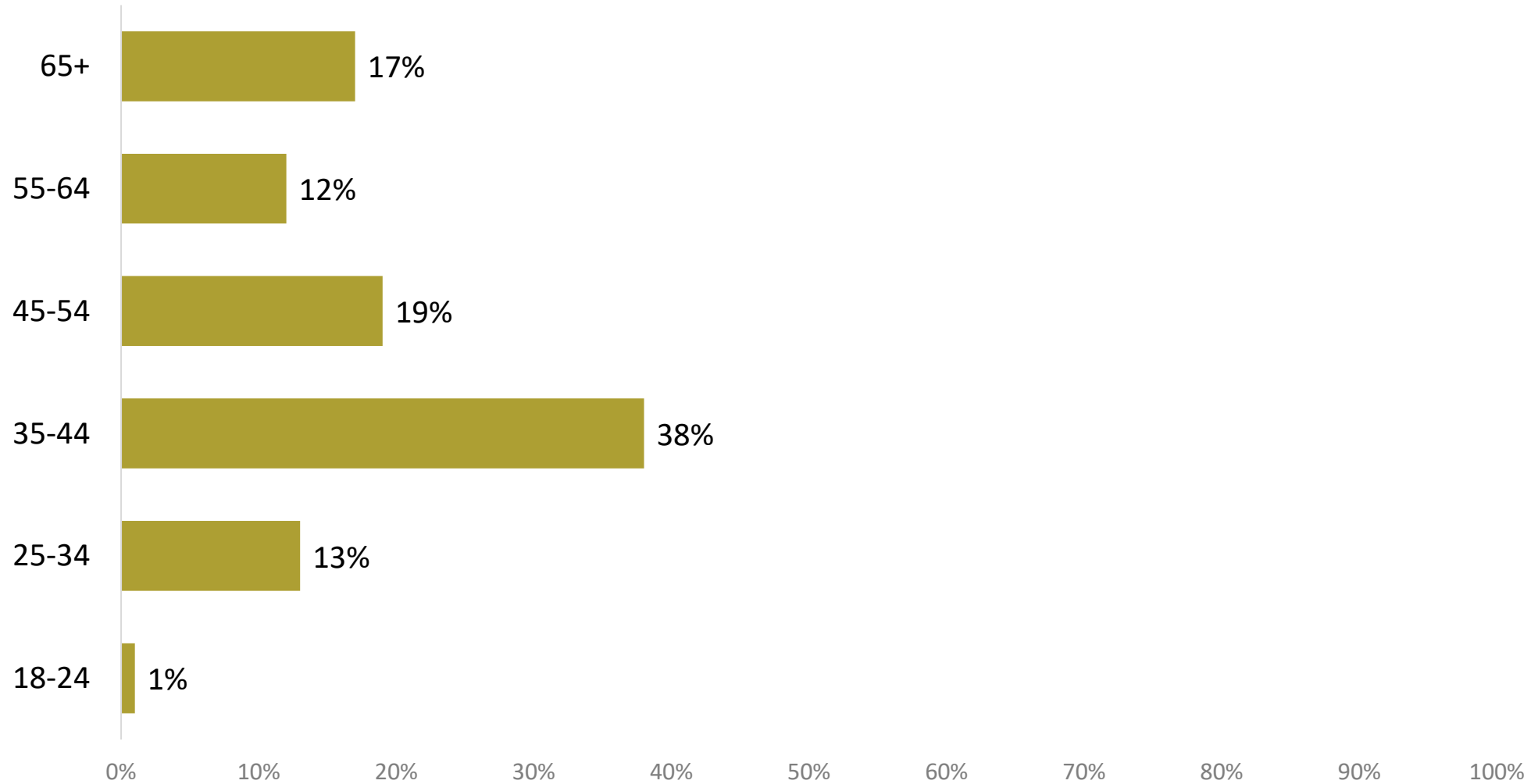
2) Take the survey online with a one-time-use code

Survey Information

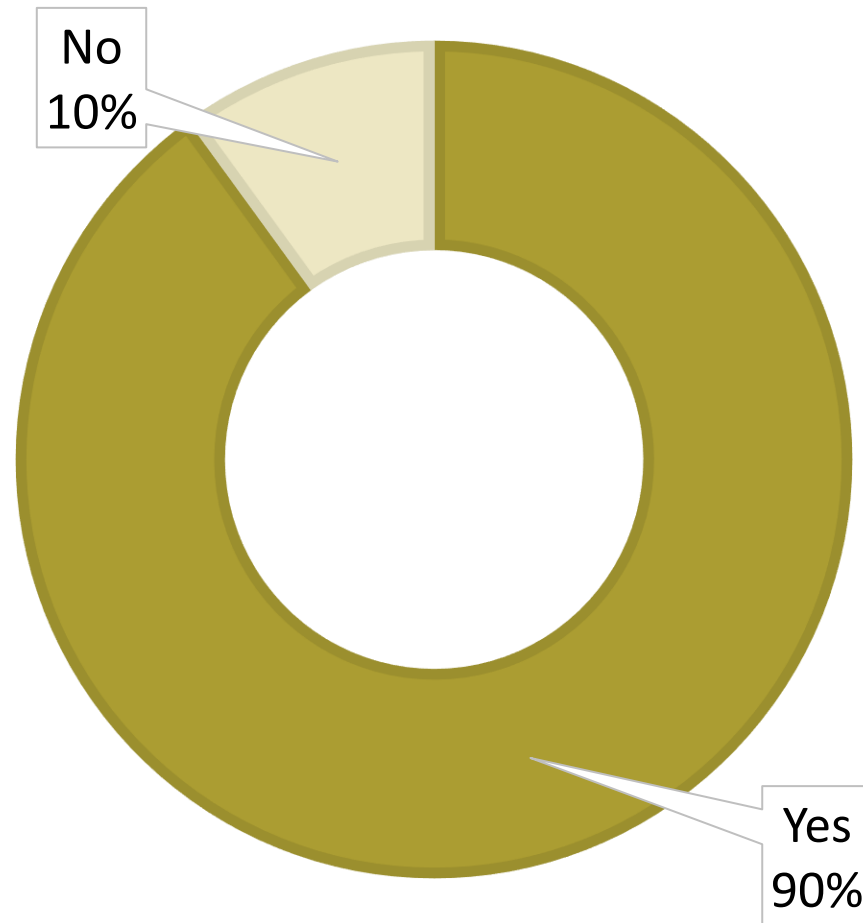


- **October-November 2022** survey window
- **422** total respondents
- **18%** response rate
- **+/- 4.9%** margin of error

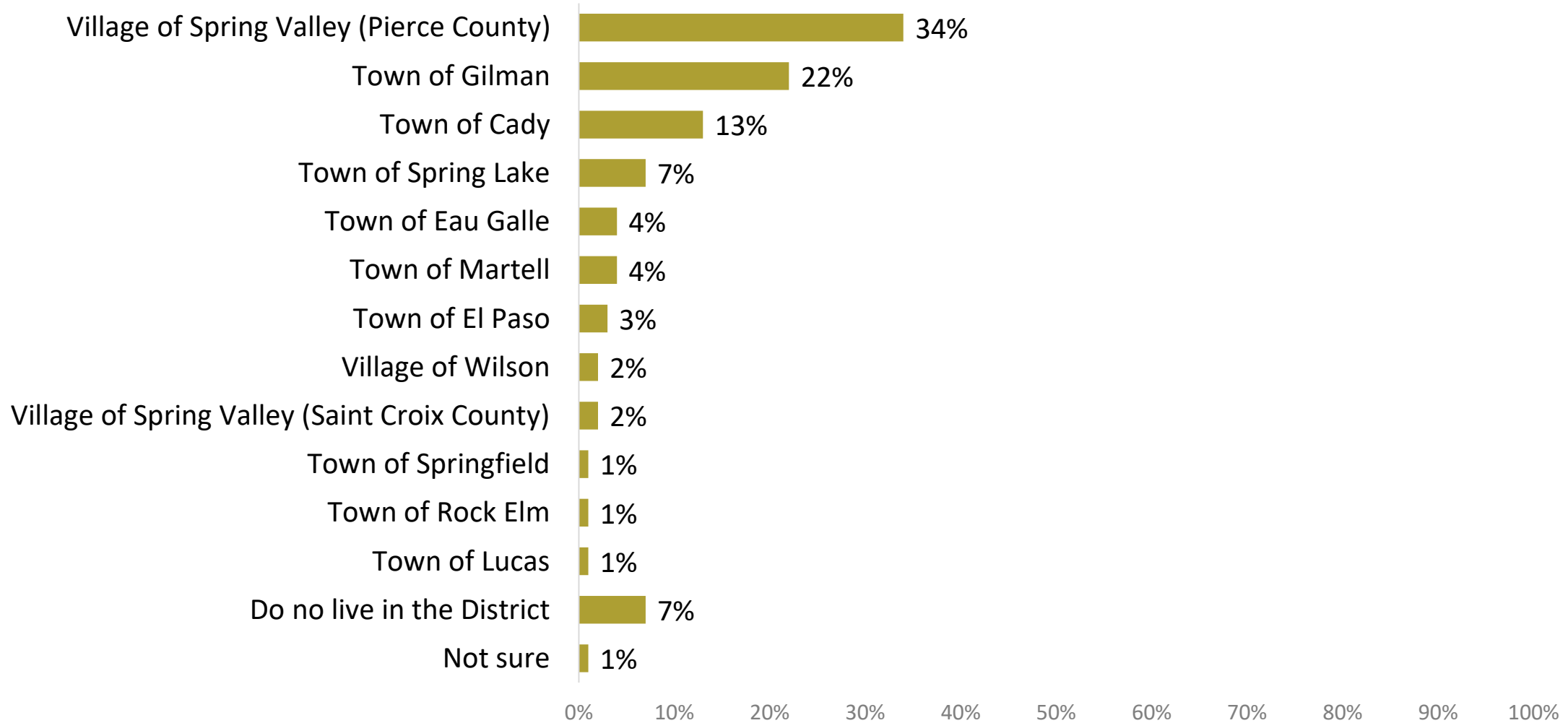
What is your age?



Is your primary residence in the School District of Spring Valley?



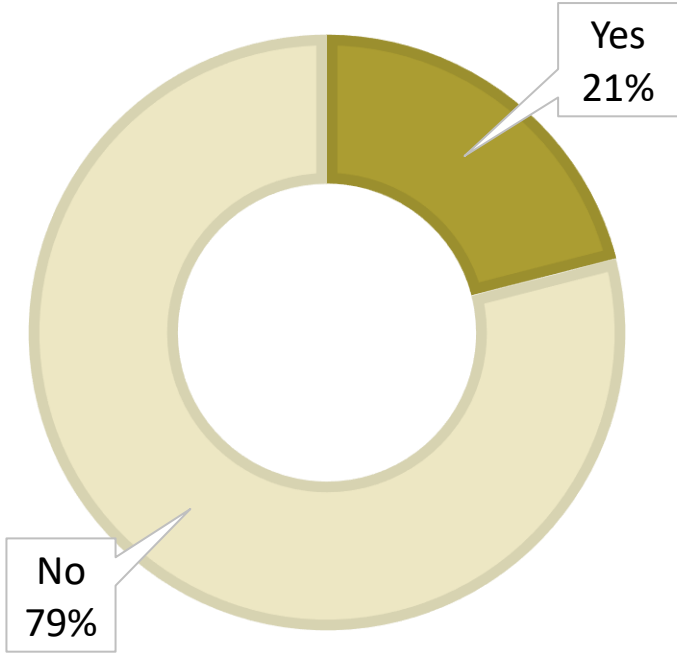
In which municipality do you live?



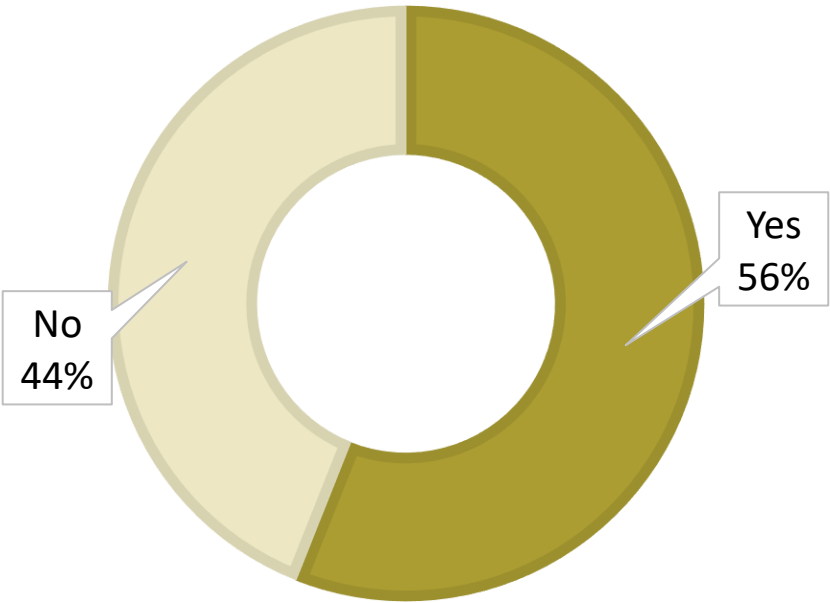
Respondent Information



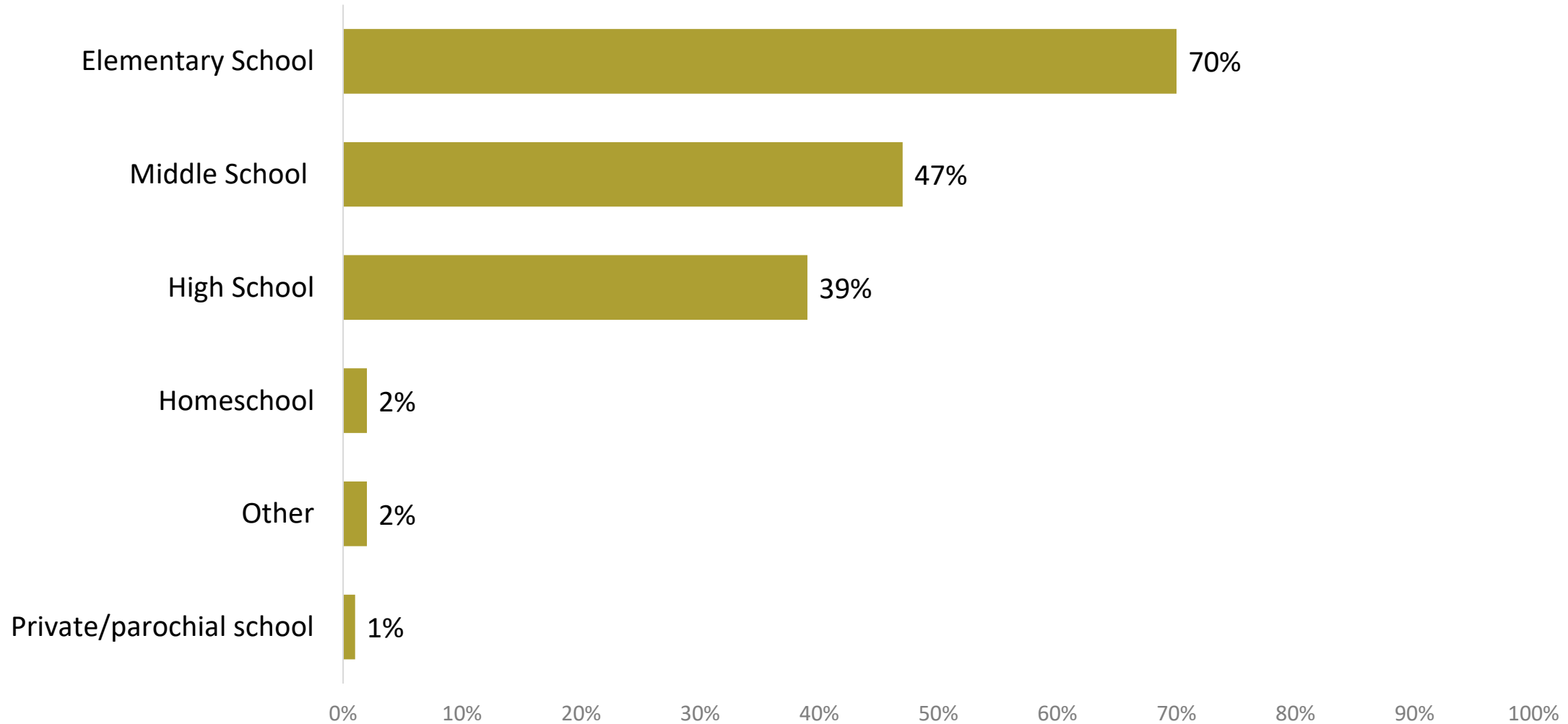
Are you an employee of the School District of Spring Valley?



Do you have children attending a school in the District?

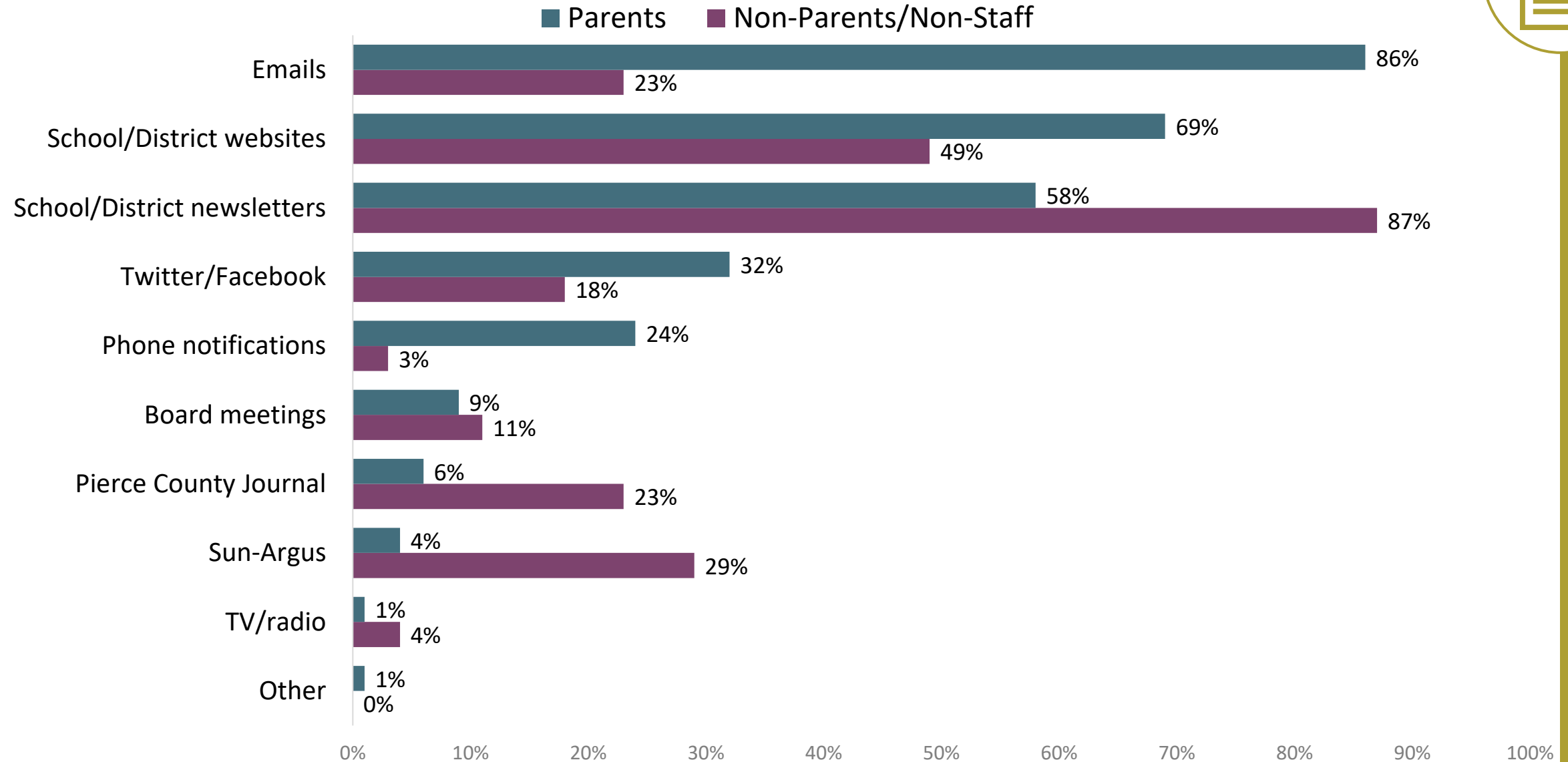


If you have school-aged children, what school(s) do they attend? *(Mark all that apply.)*



How do you like to receive school/District information?

(Mark all that apply.)





Results & Analysis

Section: Your Feedback



Your Feedback



In October 2021, the SDSV Board of Education adopted several goals. We know there is always room for improvement, and that is why we need your input. The following statements will establish a baseline to measure our progress.

The following scores are calculated based on these weights:

Great = 4

Good = 3

Fair = 2

Poor = 1

How are we doing in each of the following areas? (Academics & Development)



Item	Staff	Parents	Non-Parents/Non-Staff
Preparing students for apprenticeships, tech school, or colleges	3.07	2.89	2.94
Preparing students for jobs in our area (such as agriculture and trades)	2.93	2.73	2.60
Having high expectations for students	3.18	3.10	2.97
Developing students' character	2.99	3.04	2.86

How are we doing in each of the following areas? *(Support for Learning)*



Item	Staff	Parents	Non-Parents/Non-Staff
Employing high-quality teachers and staff	3.40	3.22	2.98
Partnering with local businesses and community organizations	2.89	2.98	2.71
Keeping up-to-date classrooms to support student learning	3.31	3.26	3.13

How are we doing in each of the following areas? *(Communications)*



Item	Staff	Parents	Non-Parents/Non-Staff
Providing opportunities to offer feedback	3.04	3.01	2.64
Communicating with me effectively	3.06	2.99	2.62
Maintaining a website that is an effective place for me to learn about what's going on at school	3.01	2.78	2.92
Maintaining social media accounts that help me learn about what's going on at school	2.92	2.87	2.93

How are we doing in each of the following areas? *(Programming)*



Item	Staff	Parents	Non-Parents/Non-Staff
Providing extracurricular activities and clubs that interest students	3.10	2.99	3.01
Partnering with the Village to offer community and youth recreation	2.93	2.91	2.84

How are we doing in each of the following areas? *(Culture)*



Item	Staff	Parents	Non-Parents/Non-Staff
Creating a safe and secure campus	3.25	3.16	3.11
Maintaining the support of the community	3.25	3.20	3.00

How are we doing in each of the following areas? (Top answers by subgroup)



Staff	Parents (Non-Staff)	Non-Parents (Non-Staff)
Employing high-quality teachers and staff	Keeping up-to-date classrooms to support student learning	Keeping up-to-date classrooms to support student learning
Keeping up-to-date classrooms to support student learning	Employing high-quality teachers and staff	Creating a safe and secure campus
Creating a safe and secure campus	Maintaining the support of the community	Providing extracurricular activities and clubs that interest students
Maintaining the support of the community	Creating a safe and secure campus	Maintaining the support of the community
Having high expectations for students	Having high expectations for students	Employing high-quality teachers and staff

How are we doing in each of the following areas? (Bottom answers by subgroup)



Staff	Parents (Non-Staff)	Non-Parents (Non-Staff)
Partnering with local businesses and community organizations	Preparing students for jobs in our area (such as agriculture and trades)	Preparing students for jobs in our area (such as agriculture and trades)
Maintaining social media accounts that help me learn about what's going on at school	Maintaining a website that is an effective place for me to learn about what's going on at school	Communicating with me effectively
Preparing students for jobs in our area (such as agriculture and trades)	Preparing students for apprenticeships, tech school, or colleges	Providing opportunities to offer feedback
Partnering with the Village to offer community and youth recreation	Maintaining social media accounts that help me learn about what's going on at school	Partnering with local businesses and community organizations
Developing students' character	Partnering with the Village to offer community and youth recreation	Partnering with the Village to offer community and youth recreation



Results & Analysis

Section: Overall Satisfaction



Overall Satisfaction



The following scores are calculated based on these weights:

Great = 4

Good = 3

Fair = 2

Poor = 1

How well are we doing in the following areas?



Item	Staff	Parents (Non-Staff)	Non-Parents (Non-Staff)
Delivering a high-quality education	3.33	3.09	3.10
Keeping the public informed	3.19	2.99	2.81
Managing funds appropriately	3.04	2.95	2.81
Building pride in the community	3.26	3.18	3.14

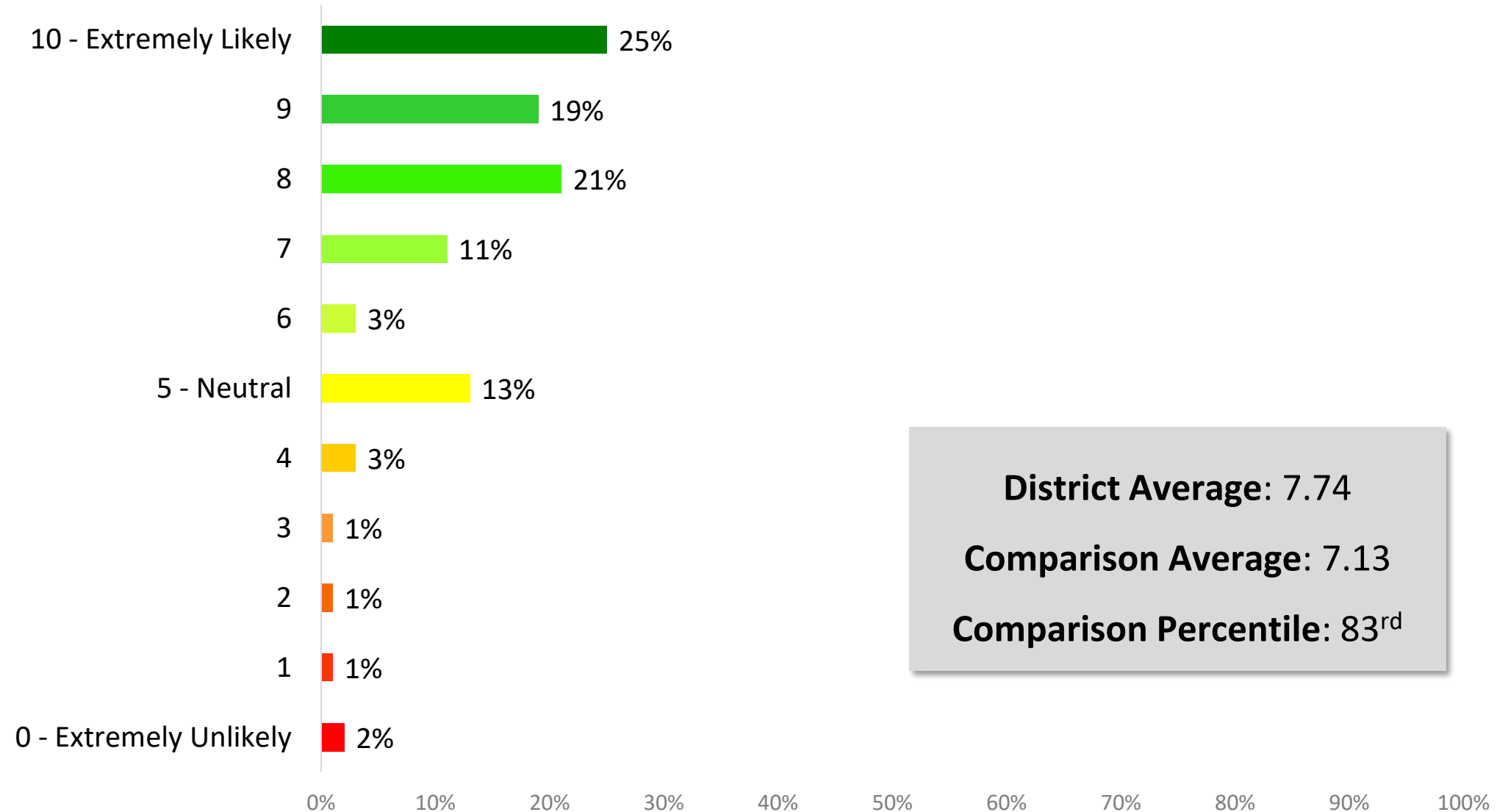
How well are we doing in the following areas?

(All Respondents)



Item	Percent "Great" or "Good"	Average	Comparison Percentile
Building pride in the community	86%	3.17	79 th
Keeping the public informed	78%	2.96	74 th
Managing funds appropriately	71%	2.91	70 th
Delivering a high-quality education	88%	3.14	62 nd

On a scale of 0 – 10, how likely would you be to recommend the District to a friend or family member?





Results & Analysis

Section: Advice



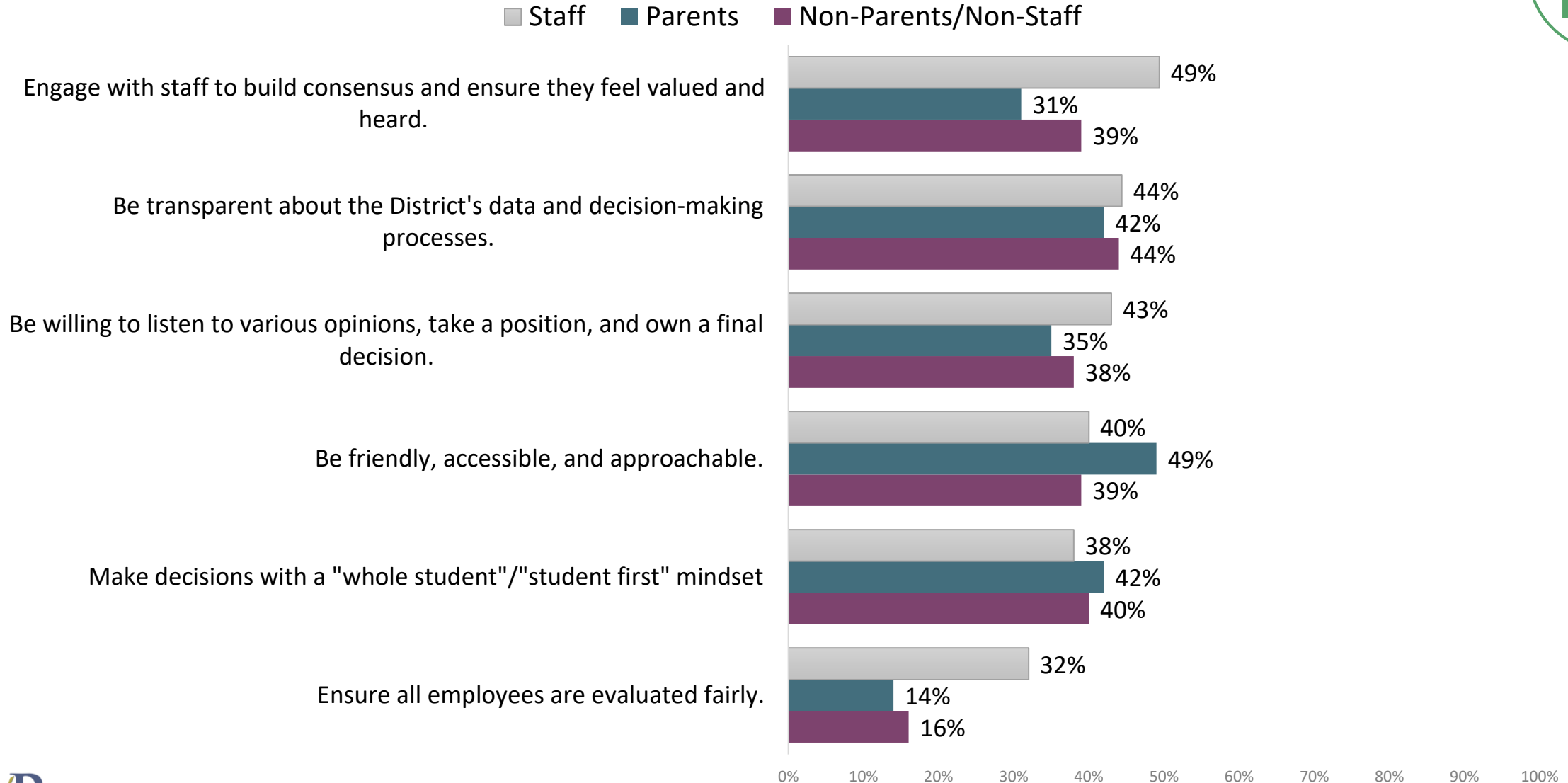
Advice



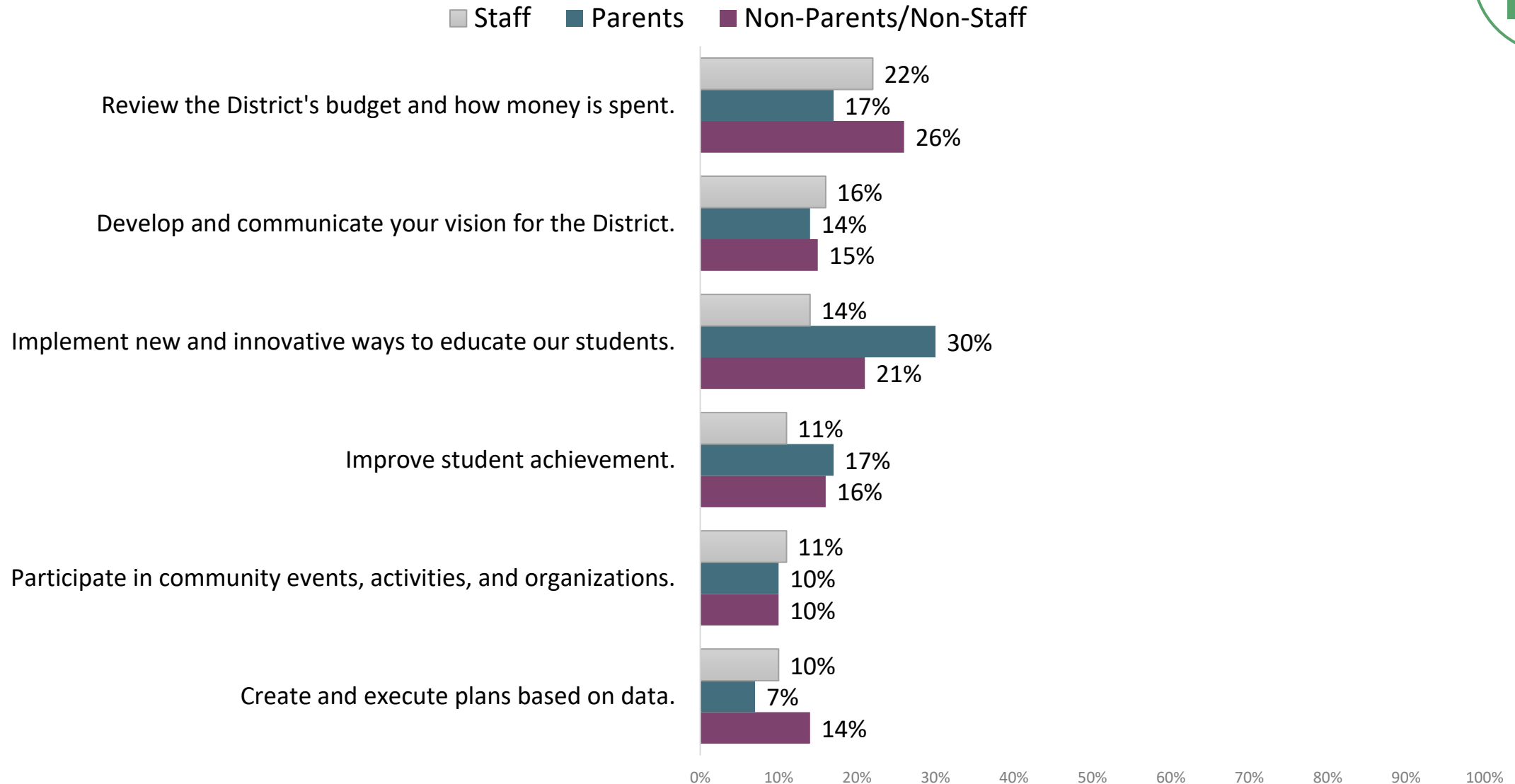
John Groh, our superintendent, is entering his second year here. As he settles in, what advice do you have for him to lead the School District of Spring Valley successfully?

(Choose up to four.)

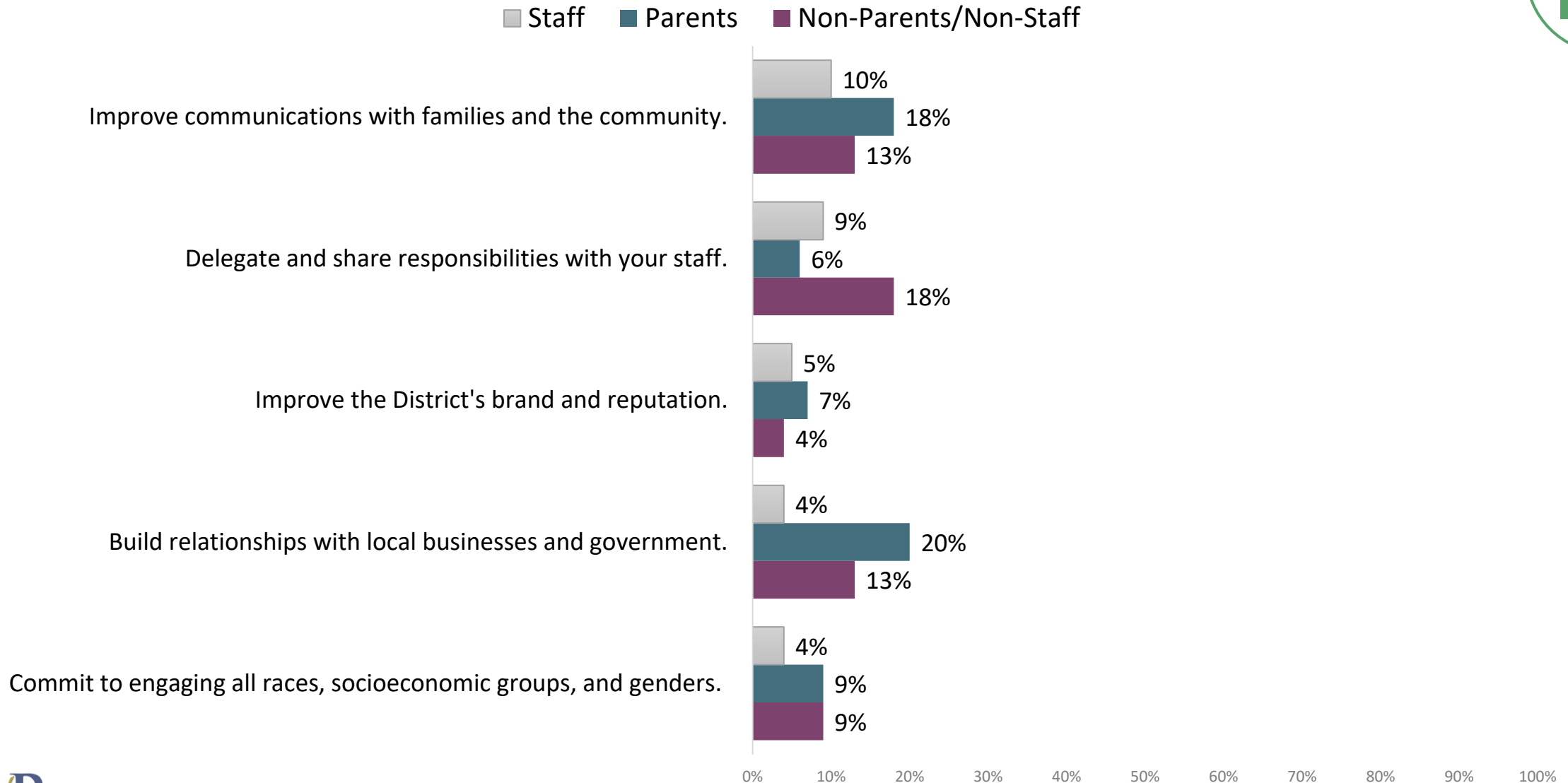
Advice (1/3)



Advice (1/3)



Advice (1/3)



Advice

(Top answers by subgroup)



Staff	Parents (Non-Staff)	Non-Parents (Non-Staff)
Engage with staff to build consensus and ensure they feel valued and heard.	Be friendly, accessible, and approachable.	Be transparent about the District's data and decision-making processes.
Be transparent about the District's data and decision-making processes.	Be transparent about the District's data and decision-making processes.	Make decisions with a "whole student"/"student first" mindset.
Be willing to listen to various opinions, take a position, and own a final decision.	Make decisions with a "whole student"/"student first" mindset.	Be friendly, accessible, and approachable.
Be friendly, accessible, and approachable.	Be willing to listen to various opinions, take a position, and own a final decision.	Engage with staff to build consensus and ensure they feel valued and heard.
Make decisions with a "whole student"/"student first" mindset.	Engage with staff to build consensus and ensure they feel valued and heard.	Be willing to listen to various opinions, take a position, and own a final decision.

Advice

(Bottom answers by subgroup)



Staff	Parents (Non-Staff)	Non-Parents (Non-Staff)
Commit to engaging all races, socioeconomic groups, and genders.	Delegate and share responsibilities with your staff.	Improve the District's brand and reputation.
Build relationships with local businesses and government.	Improve the District's brand and reputation.	Commit to engaging all races, socioeconomic groups, and genders.
Improve the District's brand and reputation.	Create and execute plans based on data.	Participate in community events, activities, and organizations.
Delegate and share responsibilities with your staff.	Commit to engaging all races, socioeconomic groups, and genders.	Improve communications with families and the community.
Improve communications with families and the community.	Participate in community events, activities, and organizations.	Build relationships with local businesses and government.



Results & Analysis

Section: Facilities



Facility Information



In 2021, the Board of Education approved a strategic plan. A portion of that plan outlines options to update our athletic and co-curricular facilities. Some of the primary challenges include the following:

- We haven't had a track and field facility since the 1980s.
- The football, baseball, and softball fields are offsite, which creates transportation issues and safety concerns.
- The football and baseball fields share a space, which limits use, creates scheduling issues, and increases maintenance costs.
- Parking is limited, and traffic is congested.
- The area requires Americans with Disability Act (ADA) code updates.
- There are not enough baseball and softball fields for school, community, and youth league use.

Many of these issues are too costly to be paid for from our annual budget. Therefore, the District would need to pursue a capital (facilities) referendum. We need your input to help us decide if and when the plan should be pursued.

Facility Information cont.



Phase 1 (On-Campus Football Field and Track & Field Area):

This phase would include:

- A turf field for use by phy ed courses, athletics, youth leagues, marching band, and the community.
- An eight-lane track at the high school.
- Seating for 1,000 spectators.
- More parking than what is available at the current facility by using current high school lots.
- Sitework improvements (such as sewer/watermain service, stormwater management, electrical, lighting, and scoreboard).
- Areas for field events (such as long jump, triple jump, shot/discus, etc.).
- Concessions, restrooms, and ticket booth.

Estimated cost: \$7.1 million



Facility Information cont.



Phase 2 (On-Campus Baseball & Softball Fields and Tennis Courts)

This would include:

- Onsite turf baseball and softball fields with batting cages, dugouts, and bullpens.
- Seating for 200 spectators.
- Concessions, storage, and press box building.
- Natural grass practice field.
- Sitework improvements (such as stormwater management, electrical, lighting, and scoreboards).
- Sidewalks connecting the fields/courts, parking lots, and the school.
- Two tennis courts with pickleball lines.

Estimated cost: \$11.8 million

(\$7.1M for phase 1 + \$4.7M for phase 2)



Facility Information cont.



Phase 3 (Downtown Youth Baseball & Softball Fields)

This phase would include:

- Youth baseball and softball fields located at the current downtown site.
- Sitework improvements (such as sewer/watermain service, stormwater management, electrical, lighting, and scoreboards).
- Fencing and sidewalks.
- Seating for 50 spectators at each field.
- Batting cages and bullpens for both sports.
- Expanded parking with a new access road to ease congestion.
- Note: We would maintain the new softball field that was recently built.

Estimated cost: \$17.4 million

(\$7.1M for phase 1 + \$4.7M for phase 2 + \$5.6M for phase 3)

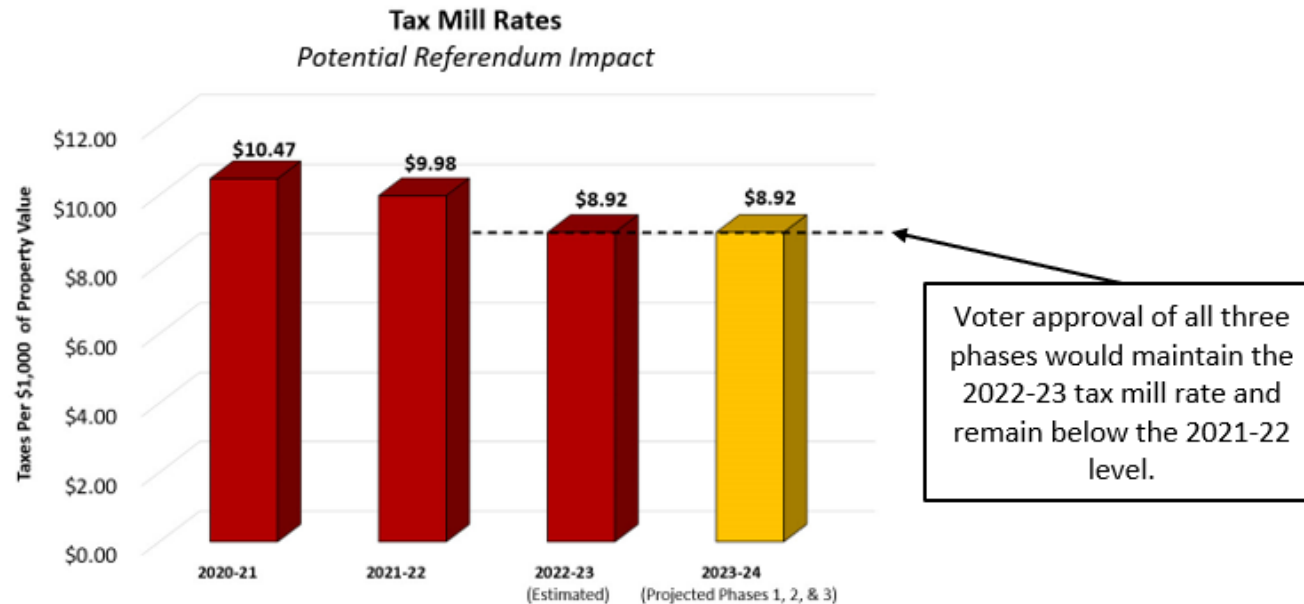


Funding Support

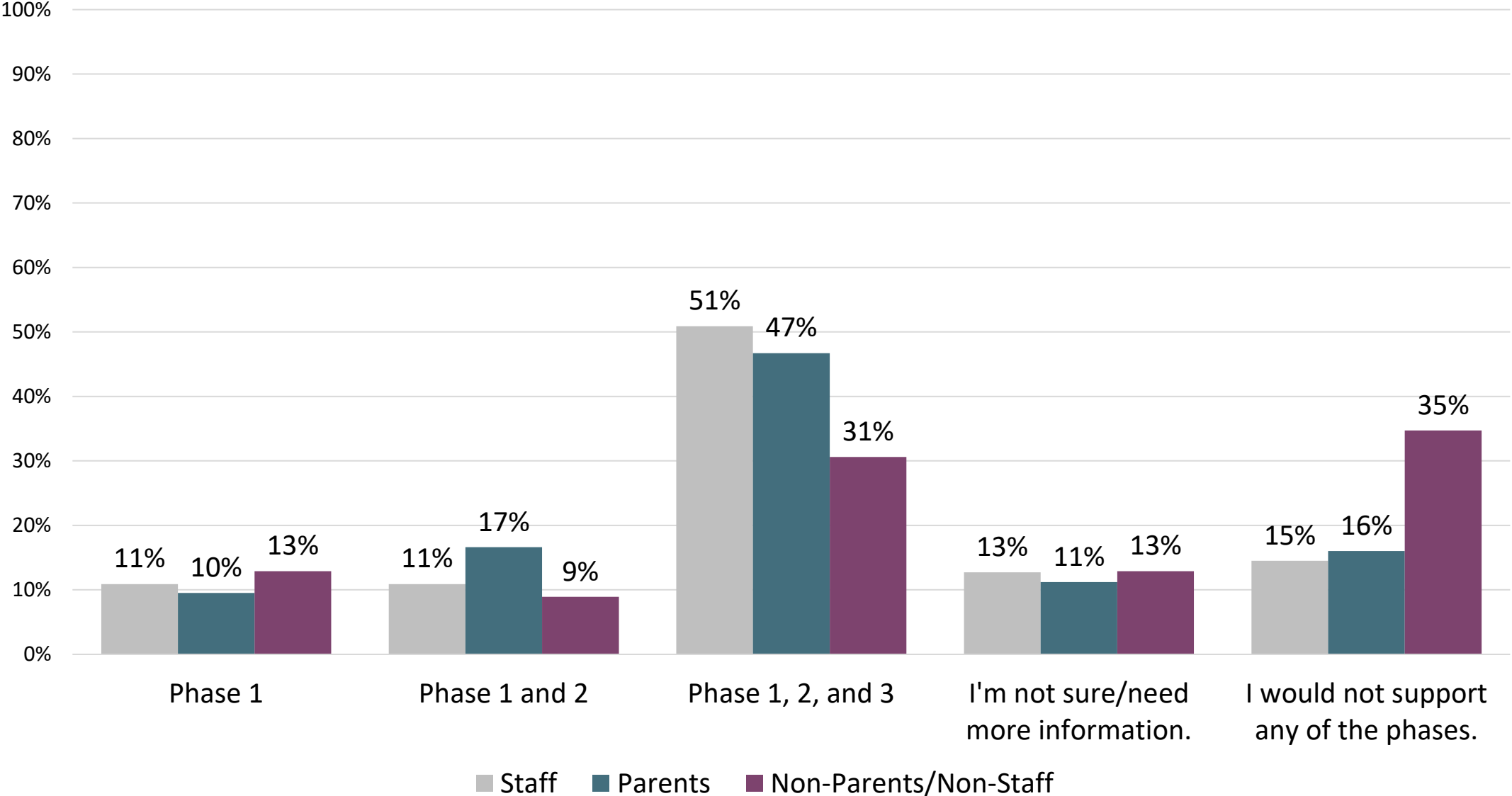


The SDSV Board of Education will finalize a facility plan based on the community's feedback and willingness to financially support the project. If the community does support pursuing any of the phases, the District will need to pursue a capital (facilities) referendum.

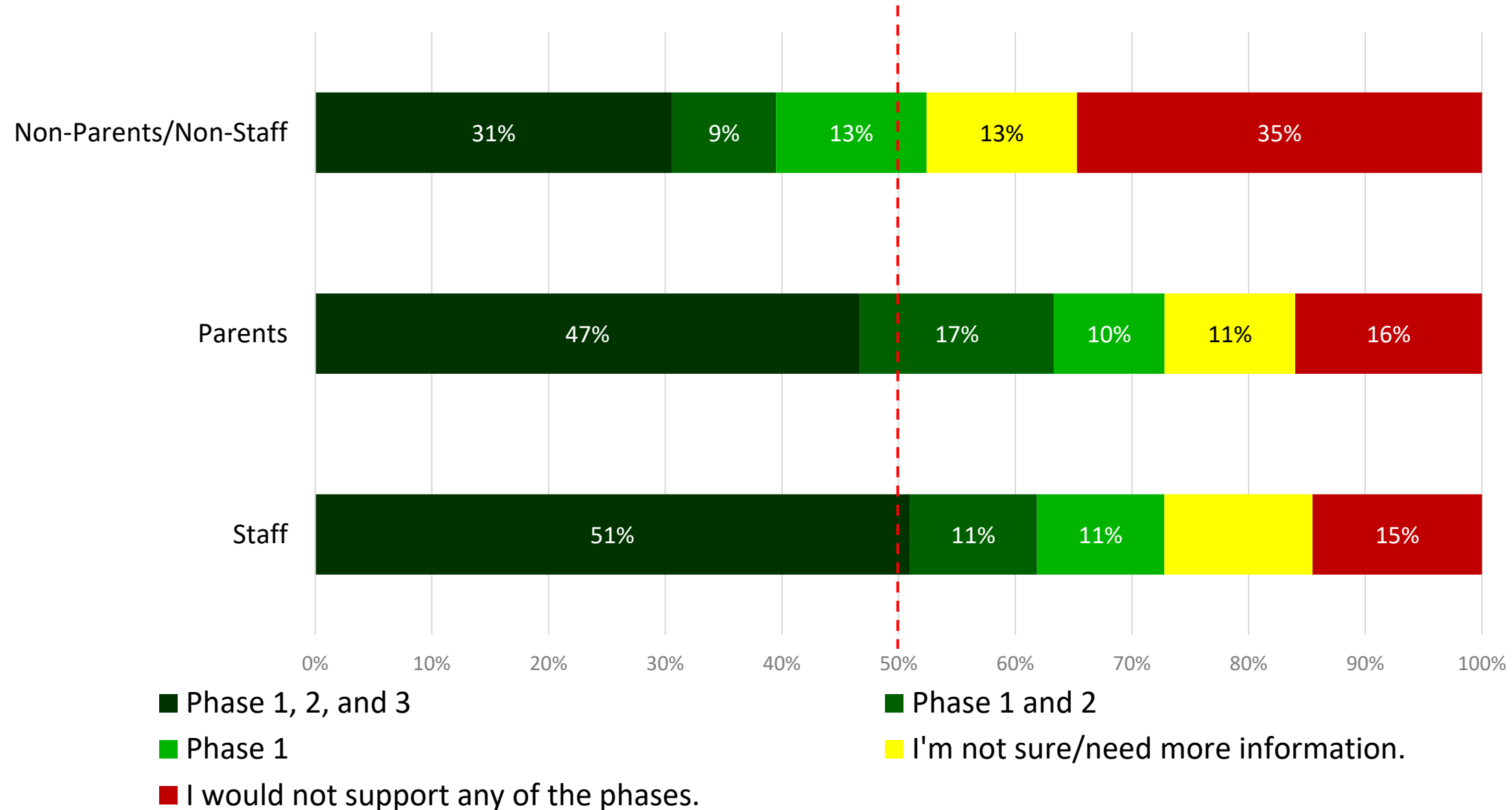
The Board has taken the opportunity to pre-pay debt, when possible, to save interest expenses. This will provide the community with **the opportunity to fund all three phases with no school property tax mill rate increase over the current level.**



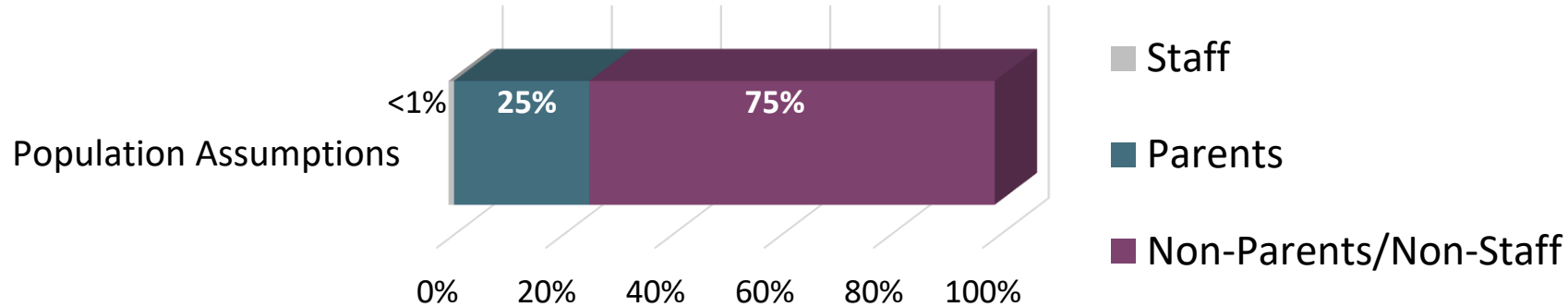
What, if any, athletic and co-curricular projects would you support through a capital referendum at this time? *(Residents)*



What, if any, athletic and co-curricular projects would you support through a capital referendum at this time? *(Residents)*



Additional Analysis: What, if any, athletic and co-curricular projects would you support through a capital referendum at this time?



Weighted support for phase 1, 2, and 3 :

$$0.25 (47\%) + 0.75 (31\%) = \underline{\underline{35.0\%}}$$

Weighted support for phase 1 and 2:

$$0.25 (64\%) + 0.75 (40\%) = \underline{\underline{46.0\%}}$$

Weighted support for phase 1:

$$0.25 (74\%) + 0.75 (53\%) = \underline{\underline{58.3\%}}$$

What did we learn?



- The District scored above the median (50th percentile) on all five satisfaction metrics.
- There is strong overlap among subgroups when measuring feedback on the District's performance and advice for the superintendent.
- Based on the additional analysis (previous slide), the District could consider placing the phase 1 project on the ballot in April.





Questions or Comments?





Thank you!

